

Sennheiser Mobile Connect

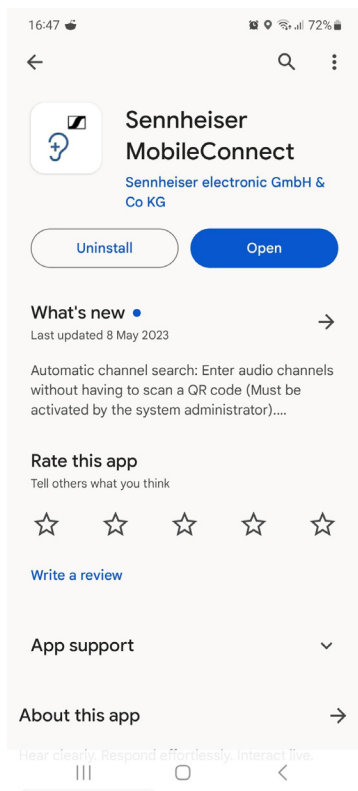
How to connect to our assistive listening and audio description system

Sennheiser Mobile Connect can be downloaded onto any smartphone. Simply go to the App Store or Google Play and download it from there.

LIVERPOOL'S
ROYAL
COURT

1

Download the app.



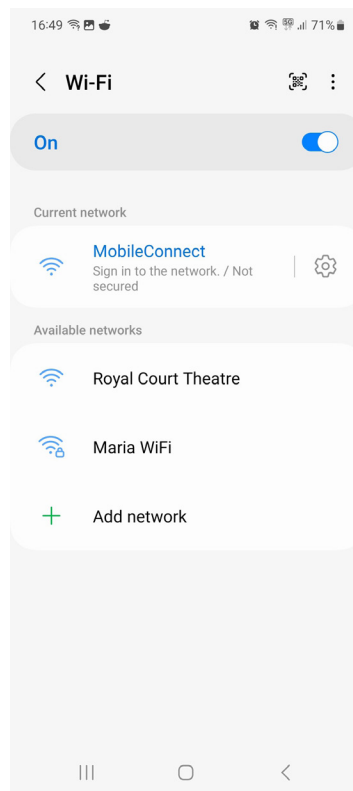
2

Attach headphones or hearing loop (to be put around the neck of the user to connect to hearing aids).



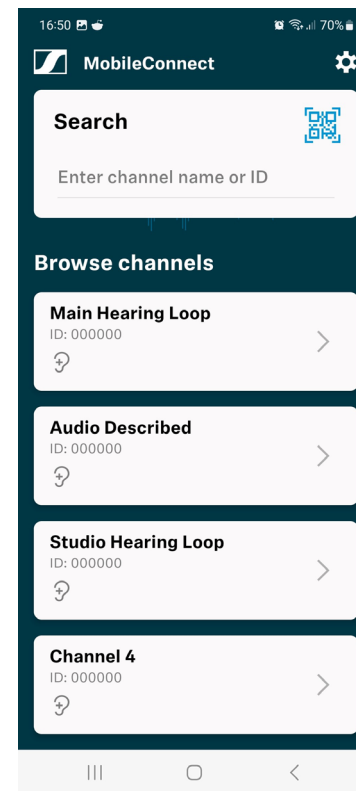
3

In the auditorium log on to the wifi labelled MobileConnect.
Note: this is a closed network so there is no internet access when logged in.



4

In the app, select the channel that you need. Main Hearing Loop provides a feed of the show microphones directly into the headset or loop. Audio Described provides the audio description commentary in the same way (only on Audio Described performances).



5

Use the blue dot to adjust the sound levels until the user is happy. It is worth turning the phone volume up to maximum as well.

